



Summary Feedback

ST1: Two Year Teaching Programme

Session 11.4: Neonatal and Paediatric Chest & Cardiac Pathologies (1st December 2022)

Delivered By:

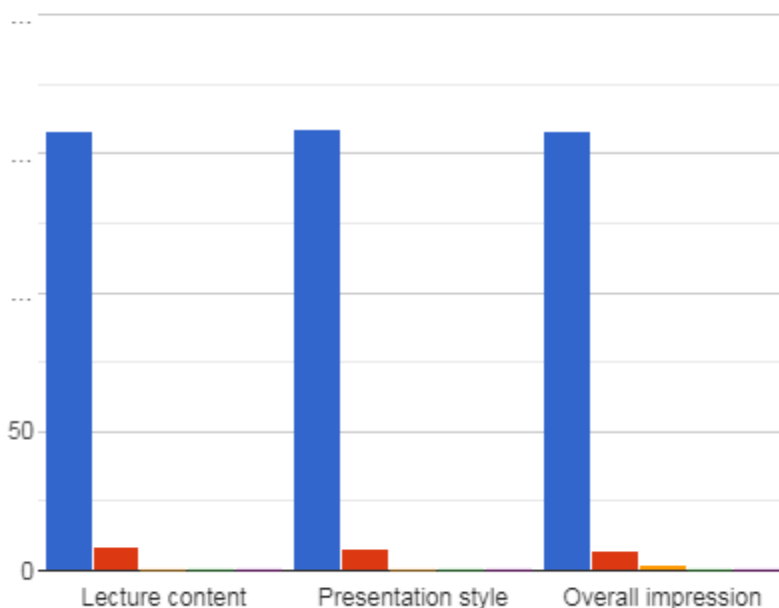
(Divya Vaid, Mahwish Arshad & Samantha Low)

Summary Points:

- ST1-ST4 teaching session 11.4: 3 hours teaching time
- Total Attendees: 448 from 38 Countries (Algeria, Australia, Bahamas, Bahrain, Bangladesh, Botswana, China, Czech Republic, Egypt, Hong Kong, India, Indonesia, Iraq, Jordan, Kenya, Kuwait, Libya, Malaysia, Myanmar, Nepal, Nigeria, Oman, Pakistan, Poland, Qatar, Saudi Arabia, South Africa, Sri Lanka, Sudan, Swaziland, Tanzania, Turkey, UAE, UK, USA, Yemen, Zambia, Zimbabwe).
- Total feedback received from 167 participants

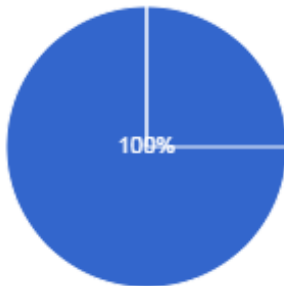
Please rate the following aspects of the session

Excellent Very good Good Satisfactory
Poor



Did you find it useful
167 responses

● Yes
● No



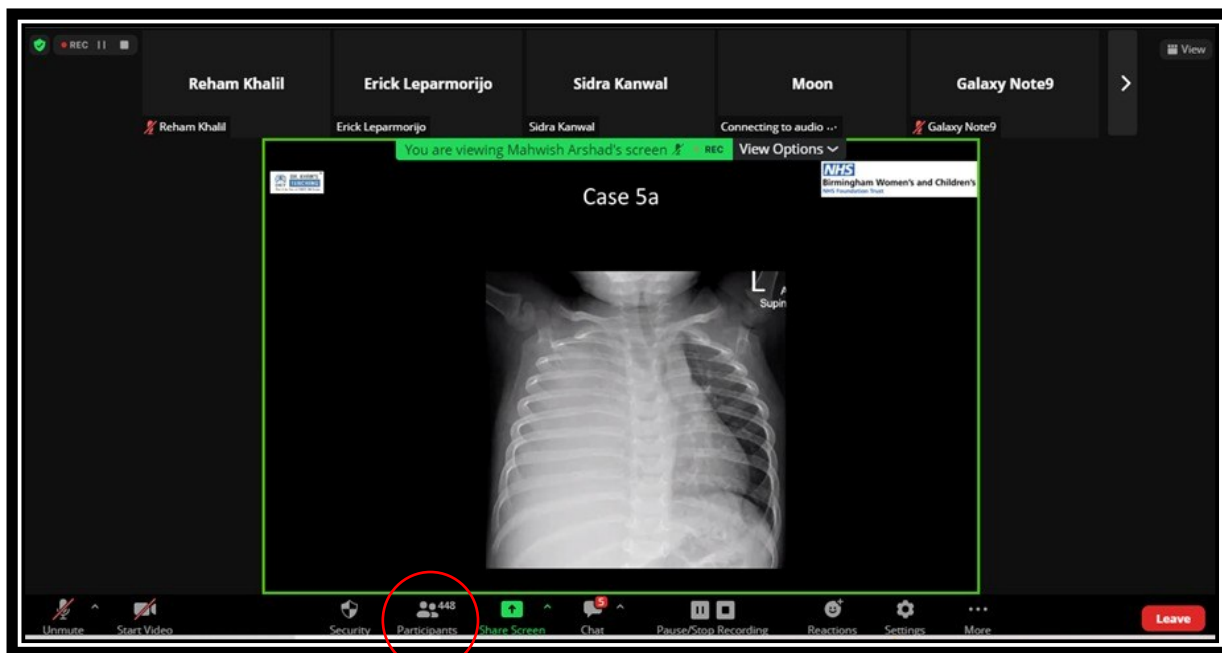
Testimonials

- "Really fantastic selection of cases, all very high yield for Paediatrics, plenty of challenging CXR cases which will be helpful both for rapids and for vivas. Explanation slides were thorough, presentation was made in a systematic easy to follow way. All speakers (Dr Mahwish, Dr Tobi and Dr Divya) were highly expert, knowledgeable and enthusiastic presenters who made it a joy to learn. My favorite aspect of this session was the time that was taken to collate and answer individual questions in the chat, as this really helped understanding and to clarify any misunderstandings for me. Also it was great to see these paediatric pathologies in terms of imaging of real case examples, because I have only ever read about them in textbooks when preparing for 2A, so now I feel more confident to be able to recognize the pathology and tackle vivas if I am faced with it in 2B" (UK).
- Many thanks for everything, feeling bittersweet that DKT 2B course is coming to an end but I am looking forward to revisiting the recorded lectures, and am thrilled to hear that there are plans to continue DKT teaching from January onwards. God bless you all (UK).
- "Interactive nature and Q&A sessions were very helping in doubt solving, Case coverage was good, literally all the differentials were covered in the imaging" (India).
- Excellent as always (Pakistan).
- Amazing course! Extremely valuable for my learning!! (UK).
- Very good session, helping us become better radiologists.
- Excellent presentation. The whole team has to be applauded for their selfless efforts (Pakistan).
- "Excellent platform for Radiology teaching worldwide. Great work BY Dr Khan & His Brilliant team. May ALLAH Bless you all. Aamin" (Pakistan).
- Nice work overall (India).
- Great lecture (Kenya).
- Very useful (Pakistan).
- Thank you team DKT (Pakistan).
- Quite informative.
- Excellent and informative (Sudan).

Session 11.4: Neonatal and paediatric chest & cardiac pathologies

- Awesome (Saudi Arabia).
- Very informative (UAE).
- Very helpful for exam preparation (Libya).
- Nice recap of an important topic relevant to day to day practice (Kenya).
- Awesome (Malaysia).
- Excellent, great educative sessions (Nigeria).
- Love it as usual (UAE).
- Amazing classes (UK).
- It is great presentation (Kenya).
- Good lecture (Pakistan).
- Great teaching session (Nigeria).
- Brilliant and applicable in radiology practice (South Africa).
- Nice work (Iraq).
- Superb (India).
- Really Grateful for the Excellent Lectures (UK).
- Excellent session (Pakistan).
- Best (Pakistan).
- Everything nice (Saudi Arabia).
- Perfect (Pakistan).
- Best (Pakistan).
- Great Knowledge (Pakistan).
- Best quality of work as always (Myanmar).
- Well-arranged and very informative (Iraq).
- Excellent case teaching (Pakistan).
- The paediatric cases are quite good. I also liked the question and answer session (Kenya).
- Good images (Kenya).
- Nice collection of cases.
- Every case was explained in detail (Pakistan).
- Greatly explaining cases with good examples (Pakistan).
- Excellent session (Pakistan).
- The cases and discussion are well structured (Egypt).
- As always it's very informative (UK).
- Excellent explanation and cases (Pakistan).
- Very informative session (Oman).
- The various presentation by the candidate is highly impressive and the way the lecture / teachings were handled (Nigeria).
- Very good (Oman).
- Excellent description of findings with clear diction (UK).
- Case based was really useful (Algeria).
- Very good cases (UK).
- The variety of cases was very good!.
- Marvelous lecture cum case presentation pattern (Pakistan).
- Knowledgeable lecturers (Kenya).
- Improve my understanding (Indonesia).
- Perfect coverage (Egypt).

Session 11.4: Neonatal and paediatric chest & cardiac pathologies






DR. KHAN'S™
DKT **TEACHING**
The A to Zee of FRCR 2B Exam

Starting 1800 BST

ST1 : Two year Teaching programme

ST 1 - ST 4 Teaching Session 11.4 : Neonatal and paediatric chest & cardiac pathologies

		
Dr Divya Vaid Consultant Paediatric Radiologist Addenbrooke's Hospital	Dr Samantha Low Consultant MSK and Paediatric Radiologist Norfolk and Norwich University Hospital	Dr Mahwish Arshad Senior Radiology Registrar (Paediatric subspecialty training) Norfolk and Norwich University Hospital

=====XX=====XX=====